

Your **OFFICIAL GUIDE** to the **PASS-IN-REVIEW (PIR) CEREMONY**

TRANSFORMATION

1


What's Recruit Training?

All future **ENLISTED SAILORS** pass through Navy Recruit Training Command (RTC). Sometimes called **BOOT CAMP**, it is the Navy's only **BASIC TRAINING**.



2

This is a **7-9 WEEK PROGRAM** that transforms everyday men and women (sons and daughters, brothers and sisters) into Navy Sailors.



Battle Stations 21:

This **Capstone Event** is a challenging yet fun 12-hr overnight drill exercise teaching Recruits about swimming survival, teamwork, fire-fighting, damage control and more. It's a key to becoming a Sailor.


3

So what's PIR?

GRADUATION FROM RTC is ultimately signified by a **FORMAL MILITARY CEREMONY** known as **PASS-IN-REVIEW (PIR)**.

It's an important **RITE OF PASSAGE**:

- Honoring the hard work and perseverance of Recruits
- Recognizing their dedication and commitment to a new life of service
- Welcoming them into the time-honored traditions and customs of America's Navy



Where does this all take place?

Boot Camp is located at the

GREAT LAKES NAVAL TRAINING CENTER.

It's north of **Chicago, Illinois**, near the western shore of Lake Michigan.

The PIR ceremony is held in the **MIDWAY CEREMONIAL DRILL HALL** on site.



4

Imagine being in their shoes

Recruit Training is a defining period. **INTENSE** at times. **CHALLENGING** by design. Transforming Recruits to Sailors involves everything from conditioning to swimming, marching to drilling, not to mention coursework in a variety of Navy classes.



Anxiety, uncertainty and emotional exhaustion can be experienced at times by both **RECRUITS AND LOVED ONES** back home. But quickly, this is replaced by **DETERMINATION, CONFIDENCE AND EXCITEMENT** – looking forward to the time when it will all prove worthwhile.

5

HOW DO YOU TALK TO YOUR SAILOR IN TRAINING?

NEW RECRUITS ARE ENTITLED TO MAKE A SHORT CALL HOME TO CONFIRM ARRIVAL AT BOOT CAMP.



From that point, phone calls are a rare privilege and Internet access is restricted.

LETTERS CAN BE SENT AND RECEIVED BY MAIL.



Just remember, Recruits are extremely busy with **ROUND-THE-CLOCK ACTIVITIES** and are expected to be **FOCUSED ON THEIR TRAINING**.

6


NOW, A FEW THINGS TO KEEP IN MIND DURING THE PERIOD BUILDING UP TO GRADUATION:

No News = Good News ✓

Wondering **IS MY FUTURE SAILOR ON TRACK TO GRADUATE?** Assume that **THE ANSWER IS YES** if you don't hear otherwise. Recruits are required to contact their family if their training is disrupted and they will not graduate on time.

No Internet umbilical ✓

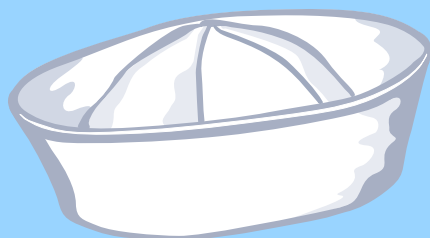
Thinking **WHY NOT JUST LIST UPDATES ONLINE?** Well, consider this: There are, on average, anywhere from 700 to 1,000 graduating Sailors each week. At the same time, there are also some divisions running Battle Stations – the massive 12-hr marathon exercise that serves as a hands-on test of everything learned in Boot Camp. In short, it's just not feasible.



Keep the end in sight

When formative training is capped off by the PIR ceremony, it's one of the **PROUDEST AND MOST MEMORABLE MOMENTS** in a Sailor's career.

TAKE IT FROM ANY SAILOR – OR FROM ANY FAMILY MEMBER OR GUEST WHO HAS BEEN FORTUNATE ENOUGH TO WITNESS THE OCCASION (YES, TISSUES ARE RECOMMENDED).



ABOUT
39,000
SAILORS GRADUATE
ANNUALLY



What's this I hear about special recognition?

While PIR will officially mark the passing of a **MAJOR MILESTONE FOR EVERY RECRUIT**, some earn additional rewards. Each graduating class will have those who've gone above and beyond. They will be recognized as **HONOR RECRUITS** or **AWARD WINNERS**. If your Sailor is among this select group, you will be contacted and notified by mail by RTC.

7

RESERVING YOUR SEAT(S) TO PIR

The PIR ceremony is an intimate and **EXCLUSIVE EVENT**. Space is limited. And the **ATTENDANCE POLICY IS STRICTLY ENFORCED**.

Important guidelines to be aware of:

| | | |
|---|---|---|
| <p>4</p> <p>GUEST MAXIMUM per Recruit for training groups with 12 or LESS DIVISIONS</p> | <p>3</p> <p>GUEST MAXIMUM per Recruit for training groups with 12 or MORE DIVISIONS</p> | <p>ALL GUESTS AGE 3 AND OVER must be on the access list (including Active Duty and Retired Military Personnel)</p> |
| <p>CHILDREN AGE 2 AND UNDER do not need to be on the access list</p> | <p>ADDITIONAL TICKETS CANNOT BE OBTAINED from fellow Recruits</p> | <p>PLEASE REFRAIN FROM CALLING to ask for additional seats</p> |

8

How do you get tickets?

There are **NO ACTUAL TICKETS OR PASSES** to the PIR graduation ceremony. **RECRUITS PROVIDE THE NAMES OF GUESTS** they want to be included on the access list. It's worth reiterating: This is the responsibility of Recruits, and only they can determine who's on the list. Recruit Training Command can neither change nor release the names of those included.



Additional Tips

Some other important THINGS TO KNOW:



NO ENTRY



› **GUESTS 18 AND OLDER** must present valid government-issued photo identification (driver's license, state ID card, passport or military ID card)

› **GUESTS 17 OR YOUNGER** must present the previous or one of the following: school ID card, driver's permit, copy of birth certificate or Social Security card

› **YOU SHOULD PLAN TO ARRIVE AT LEAST 2 HOURS PRIOR** to the ceremony (which starts at 9 a.m. sharp)

› **THERE WILL BE NO ENTRY** into the Midway Ceremonial Drill Hall if you're not on the access list

› **THERE IS NO STANDBY LIST** offered or available

PREPARATION

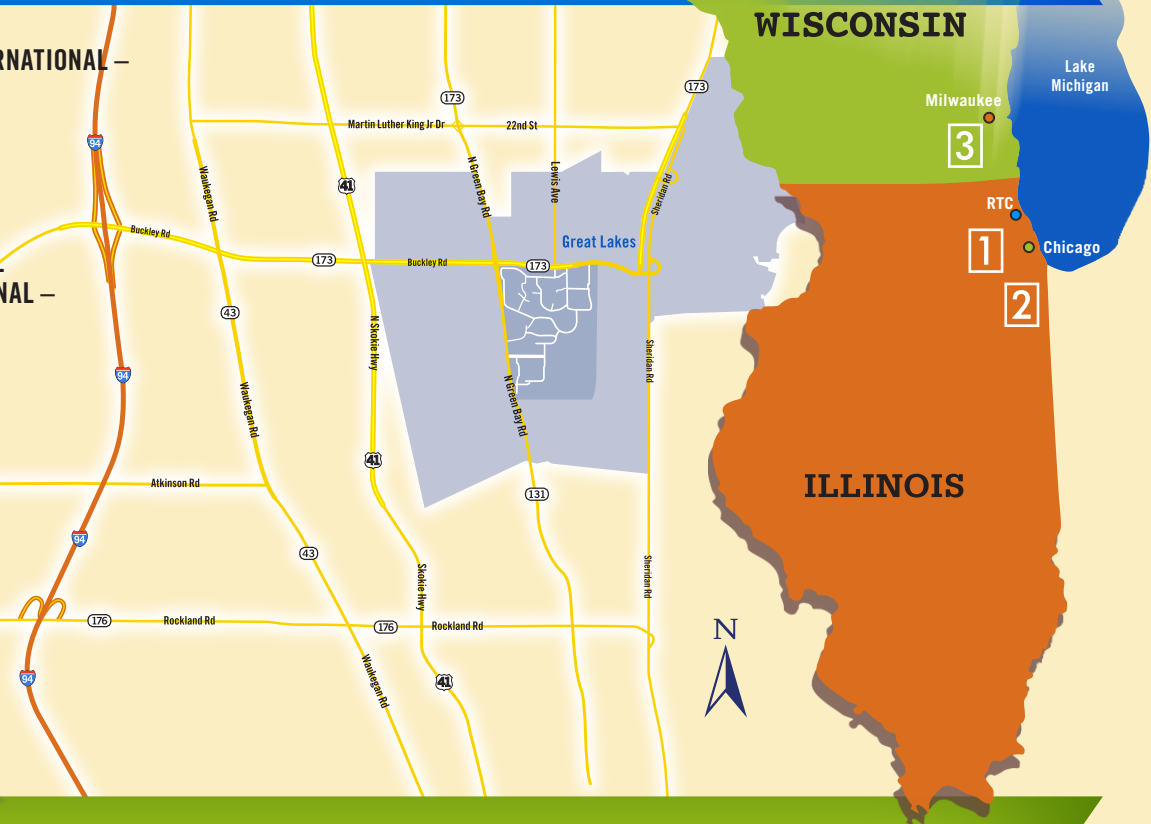



MAKING TRAVEL AND HOTEL ARRANGEMENTS

Flying in for the ceremony? Looking for a place to stay?

FIRST, FIND THE CLOSEST AIRPORTS to Recruit Training Command:

- 1** CHICAGO O'HARE INTERNATIONAL – 30 miles from RTC
- 2** CHICAGO MIDWAY – 46 miles from RTC
- 3** MILWAUKEE'S GENERAL MITCHELL INTERNATIONAL – 49 miles from RTC



RESERVE YOUR ACCOMMODATIONS ACCORDINGLY.

And be aware that you can get information and assistance with making hotel and airline reservations by contacting NAVY MORALE, WELFARE & RECREATION (MWR).

Visit the MWR website at http://www.mwrgl.com/gen_info/rtc_graduation/rtcgraduation.htm

OR CALL 1-847-688-3537 for assistance (SELECT OPTION #3)




PLANNING TO DRIVE TO RTC?

Many guests arrive at the RTC gate via:



› TAXI OR HOTEL SHUTTLE



› WALKING ONBOARD?
(Don't forget your IDs)



› BRINGING A VEHICLE?
If you intend to park at RTC for graduation, remember that you must have a **VEHICLE GATE PASS**



› THE VEHICLE GATE PASS can be obtained beginning 11 days prior to the **GRADUATION DATE**

YOU CAN DOWNLOAD YOUR GATE PASS AT http://www.bootcamp.navy.mil/upcoming_grads.asp


The PASSWORD REQUIRED to access this file is provided in the FORM LETTER sent home during the first week of training by your Recruit.

PREPARATION

GETTING READY FOR THE BIG DAY



When the time for PIR finally arrives, one of the most important things to do is to **BE AWARE OF THE SCHEDULE**. This should help ensure that your visit goes smoothly.



THE SCHEDULE FOR GRADUATION

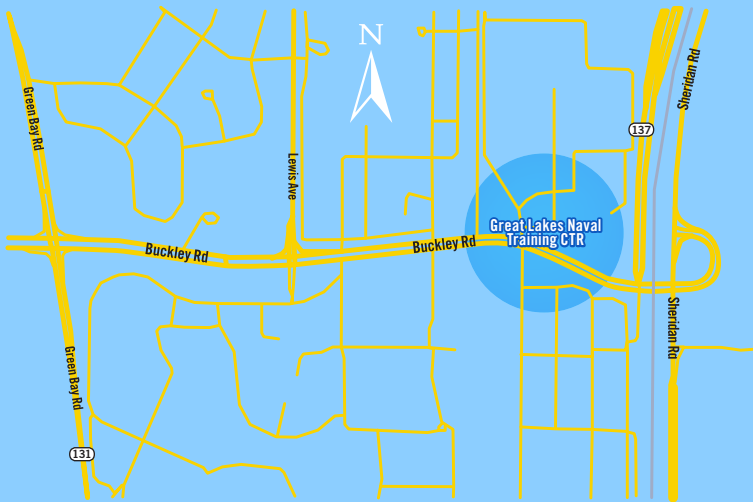
| TIME | ACTIVITY |
|----------|---|
| 6:30 AM | RTC gate opens to guests. |
| 7:00 AM | Midway Ceremonial Drill Hall doors open to guests. |
| 8:45 AM | All guests must be seated. Midway Ceremonial Drill Hall doors close; no further entry for guests. |
| 9:00 AM | Pass-In-Review commences. |
| 9:20 AM | Divisions arrive. |
| 10:30 AM | Pass-In-Review concludes. |

Remember, the PIR ceremony begins promptly at 9 a.m., and you should PLAN TO ARRIVE AT LEAST 2 HOURS PRIOR.

10

Getting to RTC

Give yourself plenty of time to get to Great Lakes Naval Training Center. See the map below for directions to RTC.



If you are UTILIZING A GLOBAL POSITIONING SYSTEM, please input the following address:

Recruit Training Command
3355 Illinois Street
Great Lakes, Illinois 60088

What about security?

All persons, articles and vehicles are subject to **SECURITY SEARCHES**. Metal detectors and other security devices are in use onboard Recruit Training Command. Expect a delay at the security checkpoints due to this added security requirement. Also be aware that **CONTRABAND** – including alcohol, illegal drugs, and knives or weapons of any kind – are strictly **PROHIBITED ITEMS** on site. This or any other such contraband will be confiscated and could prevent you from being granted entry.



Visitors Center Check-In

After parking in the parking garage, you will **MAKE YOUR WAY TO THE VISITORS CENTER TO CHECK IN**. Capturing memories via photos and videos is permitted at the Visitors Center but not outside of the building.




What can you carry in?

Due to security regulations, luggage is not permitted inside the Ceremonial Drill Hall. It is highly recommended that you leave any extra, unnecessary items in your car. **COMMON ITEMS** that you are **ALLOWED TO BRING** in include small purses, small diaper bags and cameras/video recorders.



DUE TO SPACE LIMITATIONS, strollers, car seats and backpacks, though allowable, are **ITEMS THAT ARE DISCOURAGED**.





Handicap Access

If you require handicap parking, you can simply show your **HANDICAPPED PARKING PLACARD**, and security will direct you to a parking lot located adjacent to the Midway Ceremonial Drill Hall. **WHEELCHAIRS ARE AVAILABLE** in this area for guests who require them and are also available on a first-come, first-served basis when guests check in at the Visitors Center.

Ceremonial Drill Hall Seating

Guests entering the drill hall will file into **BLEACHER SEATING**. Keep in mind that there is a limited **HANDICAPPED-DESIGNATED SEATING AREA** on the drill deck and one family member may accompany a handicapped family member there.



How should you celebrate the moment?


PIR is a milestone moment in a Sailor's career. To remember the experience, **TAKING PHOTOGRAPHS AND VIDEO** is allowed and encouraged during the entire ceremony – but again, not outside of the building. As this is a formal military ceremony, it is advised that you **REFRAIN FROM INAPPROPRIATE YELLING, CLAPPING, CHEERING AND STANDING** when the hall is quiet – during speeches and when Recruits are receiving instructions. **NOTE THAT SIGNS ARE NOT PERMITTED AND WILL BE CONFISCATED** since they can block the view of other guests.

A MOVING CEREMONY

There's nothing quite like witnessing your Sailor's graduation.




DURING PASS-IN-REVIEW, EACH DIVISION, IN DRESS UNIFORMS, MARCHES INTO THE MIDWAY CEREMONIAL DRILL HALL, CARRYING THEIR DIVISION FLAGS.



SPECIAL PERFORMING DIVISIONS ENTERTAIN THE CROWD WITH SONG, RIFLE DRILLS AND FLAG DISPLAYS.



AWARDS ARE GIVEN TO OUTSTANDING DIVISIONS AND INDIVIDUAL SAILORS.



AFTER A KEYNOTE SPEECH, LIBERTY IS CALLED, AND THE SAILORS ARE REUNITED WITH THEIR FAMILIES.



PRECIOUS TIME WITH YOUR SAILOR

At the conclusion of the ceremony, you can make your way down to the main floor to congratulate your Sailor. It is recommended that you allow a little time for them to enjoy the moment with their fellow graduates.

GRADUATING SAILORS WILL BE GRANTED DAYTIME LIBERTY

(which is "time off" from the daily work routine) after graduation to spend time with family and friends. When it's available and how long it lasts will vary depending upon the Command or A-School to which your Sailor will be assigned next. It may only be a few hours, so make arrangements to meet up and be patient as you wait to spend time with your Sailor.

AND REMEMBER, no cell phones or electronic devices of any kind for Recruits while stationed at RTC. So please do not bring them. Just plan to enjoy whatever time you have, and ensure your Recruit returns to RTC well before liberty is over.



GRADUATION

OFFICIAL MEMENTOS AVAILABLE

To **preserve the experience of Boot Camp and PIR**, the Navy Exchange Photographic Services at Recruit Training Command offers each graduating Recruit the opportunity to purchase:



PHOTOGRAPHS (of the graduating Division and individual)



A DIVISION CRUISE BOOK (which highlights the Recruits' Boot Camp experiences from Night of Arrival to Graduation Day)



Plus a **DVD** of your Recruit's **PASS-IN-REVIEW CEREMONY**

KEEP IN MIND: Photographs and cruise books may only be purchased by the Recruit prior to PIR.

ORDERING A DVD AFTER THE CEREMONY

If your Recruit did not order a DVD of PIR, the Navy Exchange Photographic Services Office will accept orders. Please verify with your Recruit that a DVD has not been ordered by them prior to placing your request. To **ORDER A DVD OF YOUR RECRUIT'S PIR**, please provide the following information:

- RECRUIT'S NAME
- DIVISION NUMBER
- DATE OF PASS-IN-REVIEW CEREMONY
- RETURN ADDRESS
(Sorry, no P.O. Box or overseas addresses, please)
- DAYTIME PHONE NUMBER

Please contact
THE NAVY EXCHANGE PHOTOGRAPHIC SERVICES OFFICE at
847-578-6205 for prices and any additional information.



RECOMMENDATIONS

Where to stay? What to expect? Gift ideas for your graduating Sailor? Whether you've attended a PIR or are planning to go, whether you have **SUGGESTIONS, QUESTIONS or STORIES TO SHARE**, one of the best places to get insight is at <http://www.navyformoms.com> – specifically at <http://www.navyformoms.com/group/pirreferenceinformation>.

Here, you'll find a group dedicated to discussing PIR REFERENCE INFORMATION and a host of helpful DISCUSSION FORUM TOPICS designed to address your needs.

COMMEMORATION